

Kommunikation ist die neue Dienstleistung – braucht Kommunikation eigene Dienstleister?

Herzlich willkommen!



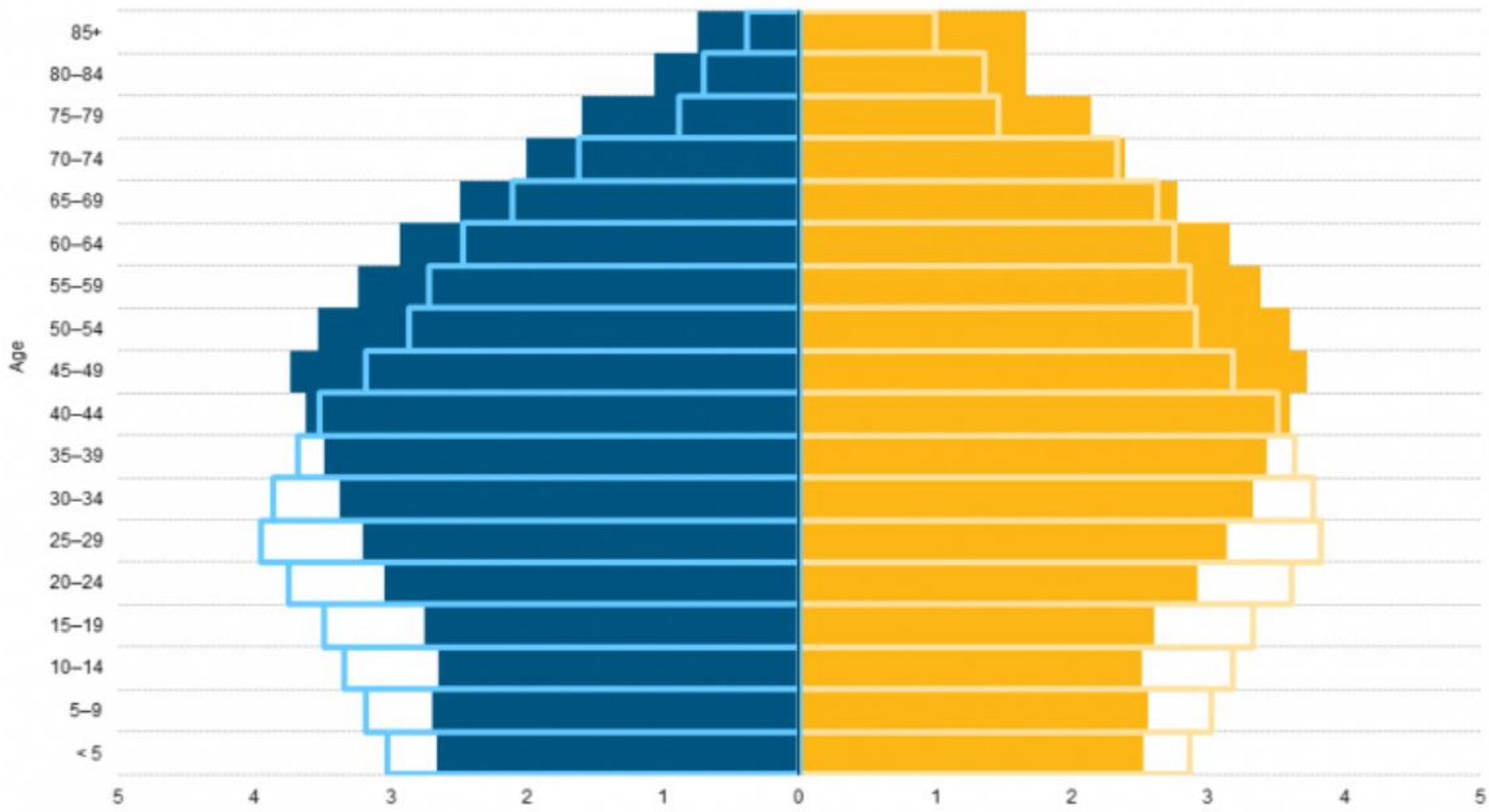
GOING INTERNATIONAL
health information services

CENTER FOR HEALTH AND MIGRATION
Research for Practice

Wien, C3 - Centrum für Internationale Entwicklung
07. Juni 2016

File:Population pyramids, EU-28, 1994 and 2014 (1) (% of the total population) YB15.png

File File history File usage



International Migration Outlook 2015

FACTS AND FIGURES



Source – OECD International Migration Outlook 2015, UNHCR

LEGAL PERMANENT MIGRATION FLOWS TO OECD

4.3 million in 2014

LEGAL PERMANENT MIGRATION FLOWS INTO THE EU

PERMANENT LEGAL MIGRATION INTO THE EU NOW EQUIVALENT TO WHAT IS RECORDED IN THE UNITED STATES

≈ 1 million Per year

INTERNATIONAL MOBILITY OF HEALTH WORKERS



+60%

TOTAL NUMBER OF MIGRANT DOCTORS AND NURSES WORKING IN OECD COUNTRIES HAS INCREASED BY 60% BETWEEN 2000 AND 2010

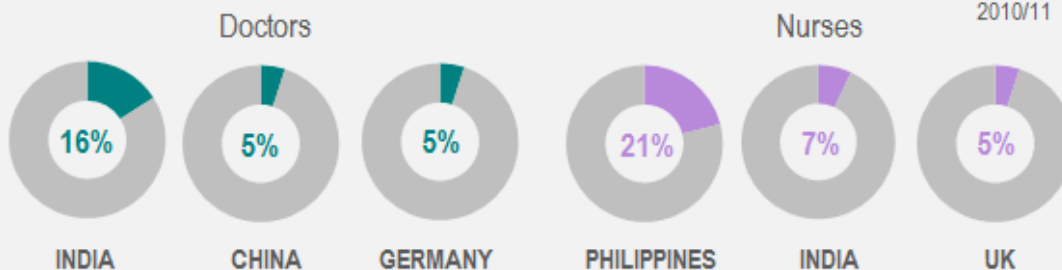
Illustration: Shutterstock

EMPLOYMENT RATES

FROM 2011-2014, THE EMPLOYMENT RATE GAP BETWEEN MIGRANTS & NATIVES NARROWED



TOP ORIGIN COUNTRIES FOR FOREIGN-BORN DOCTORS AND NURSES IN OECD



ASYLUM SEEKERS IN OECD COUNTRIES

IN 2014, NUMBER OF NEW ASYLUM SEEKERS IN OECD ROSE BY 46% COMPARED WITH 2013

>800,000 in 2014

SET TO REACH A HISTORIC HIGH IN 2015



For the latest news on migration visit: www.oecd.org/migration

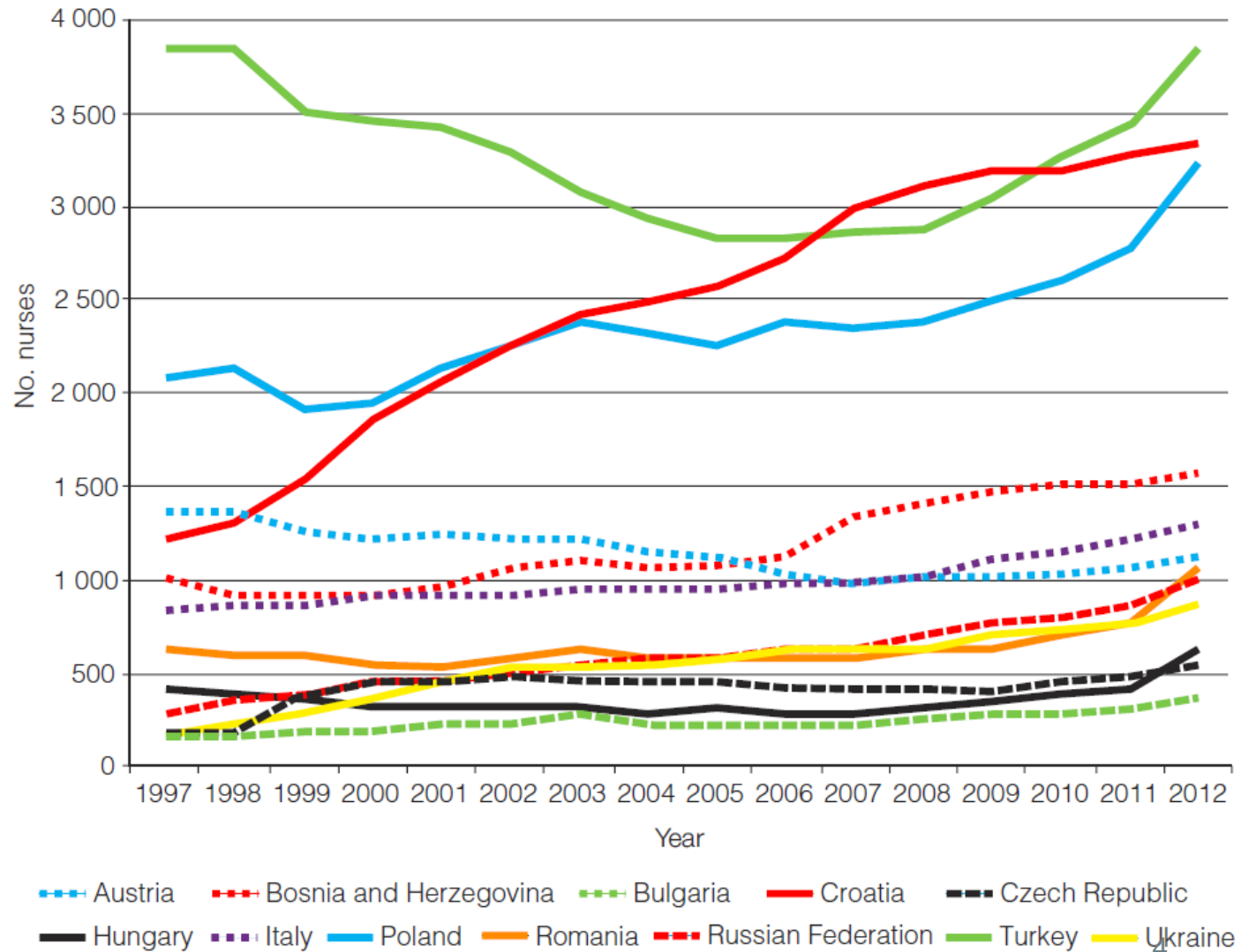


DGKP

mit
Migrations-
hintergrund

in
Deutschland
(BA 2013)

Fig. 9.3 Nurses from selected major source countries working in Germany, 1997–2012



Source: Federal Employment Agency, unpublished data, 2013.